

## SOLID AND SCULPTED



### NEW FTS FORWARD

FTS34SL-LDN CAB CHASSIS

\* Photo for reference



GROSS VEHICLE WEIGHT  
13,000 Kg



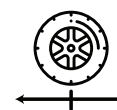
ENGINE  
6HK1-TCN



POWER  
240 PS @ 2,400 rpm



TORQUE  
72 Kg-m @ 1,450 rpm



WHEEL BASE  
4,250 mm



#### HIGH STANDARD, RELIABLE STRENGTH

Tested in the toughest conditions with heavy loads and a broad variety of rear bodies to achieve reliable durability and strength. F-Series meets your needs with its toughness even in scorching desert.



#### HIGHLY RIGID CAB AND REINFORCED DOOR WAIST

The highly rigid cab brings the highest level of collision safety to cab-over vehicles. Door waist areas are reinforced and the frame is strengthened to maintain the integrity of the cab, that limits injury in the event of an accident.



#### EASY HANDLING AND PRECISION CONTROL

F-Series takes handling and control to the next level. Chassis and drivetrain enhancements work together with easy-to-read indicators and switches to give unmatched control over vehicle operation.



#### LARGE GRIP IN EACH DOOR OPENING

A long, vertical grip is located at the front of each door opening for easier ingress and egress. It is designed so it can be gripped at any height to suit the size and ingress/egress position of the driver.



#### FRONT AND REAR LIQUID-FILLED CAB SUSPENSION

This suspension effectively absorbs vibrations and swaying when bumping up from the road surface or passing over debris.



#### EXPERIENCE OF SINGLE HANDLING

The improvements made to the chassis and the transmission of the Isuzu F-series FORWARD models will offer you a unique driving experience, ensuring flawless handling and easy operation.



#### DRIVER-FRIENDLY ROOM FOR EFFICIENT WORK

F-Series cab is a comfortable and functional working space for drivers. We are particular about the equipment, operability, and layout for that.



#### HIGHER PERFORMANCE

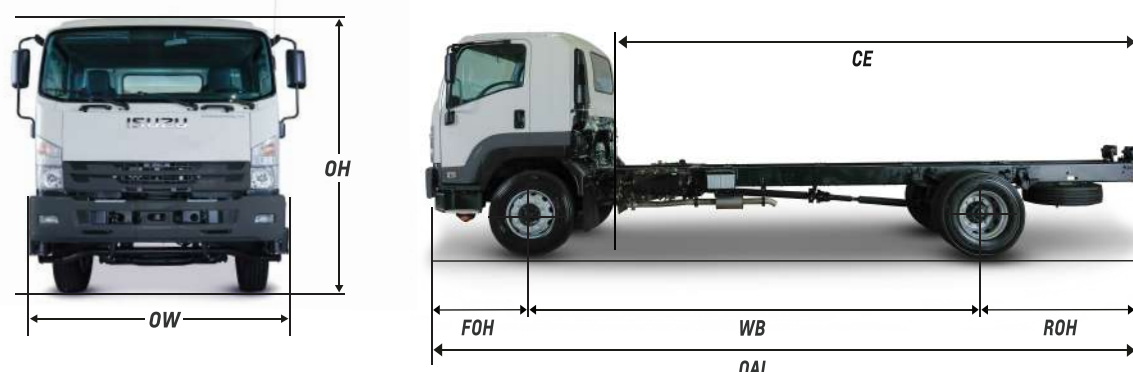
Feel all the power that Isuzu's F-Series FORWARD trucks have for you. With a high-performance design and developed for the toughest jobs, these models will guarantee the highest efficiency for any business and any load. From urban deliveries to freeway transportation, your business can be a success with the support of Isuzu.

### WEIGHT AND CAPACITY

GVW/GCW	Kg	13,000
CAB CHASSIS MASS	Kg	5,070
PAYLOAD	Kg	7,930
AXLE CAPACITY	FRONT (Kg)	4,700
	REAR (Kg)	9,200
TANK CAPACITY	Litter	200


### DIMENSIONS (mm)

WHEEL BASE (WB)	4,250
OVERALL LENGTH (OAL)	7,405
OVERALL WIDTH (OW)	2,400
OVERALL HEIGHT (OH)	2,935
FRONT TREAD	1,965
REAR TREAD	1,790
FRONT OVER HANG (FOH)	1,255
REAR OVER HANG (ROH)	1,900
CAB TO END FRAME (CE)	5,335




\* Photo for reference


### APPLICATIONS




Cargo truck




Crane cargo




Asphalt distributor



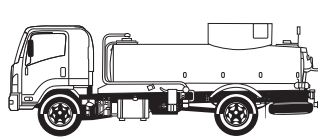
Mobile workshop




Road sweeper




Refuse truck



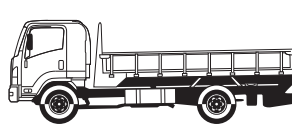
Vacuum truck



Vehicle transporter



Dump



Power tailgate

### ENGINE

Wherever you go, enjoy all the improvements made to the Isuzu F-series FORWARD models, which offer greater power, durability and fuel economy. Thanks to the Japanese technology in Isuzu's diesel engines, these models will provide you with maximum productivity and profitability for your business.

TYPE	6HK1-TCN
EMISSION	Euro - 2
DISPLACEMENT	7,790
POWER	240 PS @ 2,400 rpm
TORQUE	72 Kg-m @ 1,450 rpm
AC GENERATOR	24V-50A
AIR INTAKE SYSTEM	Turbocharged with intercooler

### TRANSMISSION

Our truck has one of the best transmission and differential ratios on the market, managing to face any terrain condition without difficulty and providing comfortable handling.

#### MZW6P - 6 Speeds

RATIO:	1 <sup>a</sup>	6.615
	2 <sup>a</sup>	4.095
	3 <sup>a</sup>	2.359
	4 <sup>a</sup>	1.532
	5 <sup>a</sup>	1.000
	6 <sup>a</sup>	0.722
REVERSE		6.615
FINAL GEAR RATIO		5.571
DRIVE		4X4

### CHASSIS

TIRE	FRONT: 9.00R20-14 REAR: 9.00R20-14
BRAKE SYSTEM	AOH (Air Over Hydraulic)
CABIN TYPE	Single
WHEEL POSITION	Left side



\* Photos for reference use

[WWW.ISUZU-LATAM-CARIBBEAN.COM](http://WWW.ISUZU-LATAM-CARIBBEAN.COM)

The specification sheets have been verified at the time of publication; all measurements, specifications, and equipment are subject to change. For specific models and extended warranty (if applicable), please visit your local authorized Isuzu dealer.