



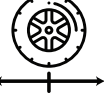




* Photo for reference use

NEW NQR REWARD

NQR71U-LN5VAYN CAB-CHASSIS

				
GROSS VEHICLE WEIGHT	ENGINE	POWER	TORQUE	WHEEL BASE
8,000 Kg	4HG1	115 PS @ 3,200 rpm	31 Kg-m @ 1,600 rpm	4,175 mm

RELIABLE AND DURABLE PARTNER



BOXY CAB

The aerodynamic cab design with upright front pillars and side parts provides functional beauty and excellent space efficiency.



ALWAYS SAFE AND RELIABLE

The new Isuzu N-series offers you models for special use and modifications adapted to your business.

Isuzu's technology will allow you to cover any type of terrain in urban and rural areas.



THE ULTIMATE WORKPLACE

The cabin offers safety and comfort to the driver thanks to a more rigid and lighter design.



CUBIC SHAPE

The windshield and side windows are designed for maximum verticality, creating a boxy cab that optimizes both aerodynamic performance and interior space compared with previous models.



AERODYNAMIC PERFECTION

Comfort on the road, Isuzu N-series trucks feature aerodynamic cab with excellent accessibility that will provide you with a unique workspace designed for maximum efficiency and safety.



IMPROVED COOLING PERFORMANCE

Computer analysis and actual testing of vehicles ensure that the cooling system is more than a match for the high performance of engines and emission treatment systems.



EASY ENTRY / EXIT

The upright front pillars allow doors to open to a wide angle and provide a larger door opening for effortless cab access. The longer steps and expanded floor areas also contribute to an easy entry/exit from the cab.



VERTICAL OUTSIDE HANDLES

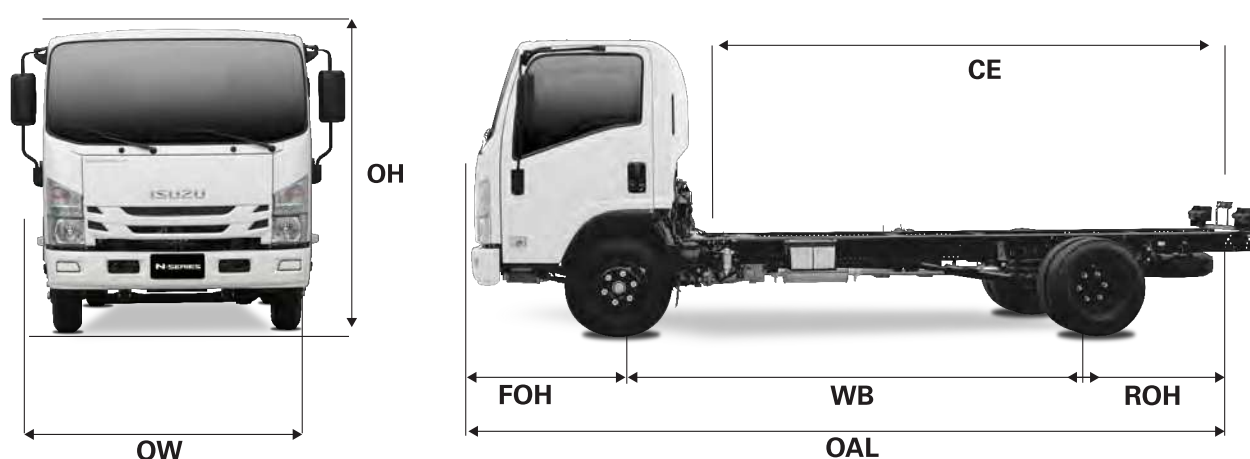
The vertical handles facilitate access to the vehicles and are designed to fit thick gloves.

WEIGHT AND CAPACITY


GVW/ GCW	Kg	8,000
CAB CHASSIS MASS	Kg	2,785
PAYLOAD	Kg	5,215
AXLE CAPACITY	FRONT (Kg) REAR (Kg)	3,300 6,600
TANK CAPACITY	Liters	100

DIMENSIONS (mm)

WHEEL BASE (WB)	4,175
OVERALL LENGTH (OAL)	7,355
OVERALL WIDTH (OW)	2,040
OVERALL HEIGHT (OH)	2,275
FRONT TRACK WIDTH	1,680
REAR TRACK WIDTH	1,650
FRONT OVER HANG (FOH)	1,110
REAR OVER HANG (ROH)	2,070
CAB TO END FRAME (CE)	5,670



APPLICATION



ENGINE

All Isuzu new N-series models offer exceptional power and are designed with cutting-edge diesel engines to achieve excellent fuel economy, making them ideal for any type of business and resulting in a more profitable operation.

TYPE	4HG1
EMISSION	EURO-1
DISPLACEMENT (cc)	4,570
POWER	115 PS @ 3,200 rpm
TORQUE	31 Kg-m @ 1,600 rpm
AC GENERATOR	24V-80A
AIR INTAKE SYSTEM	Naturally Aspirated

CHASSIS

TIRE	Front: FT: 7.5R-16-14 Rear: RT: 7.5R-16-14
BRAKE SYSTEM	VAC (Hydraulic vacuum assisted dual circuit)
CABIN TYPE	Single
WHEEL POSITION	Right side

TRANSMISSION

Our truck has one of the best transmission and differential ratios on the market, managing to face any terrain condition without difficulty and providing comfortable driving.

MYY-5T - 5 Speeds		
RATIO:	1 st	5.315
	2 nd	3.053
	3 rd	1.655
	4 th	1.000
	5 th	0.721
REVERSE		5.068
FINAL GEAR RATIO		6.833
DRIVE		4X2



* Photos for reference use

WWW.ISUZULATAM-CARIBBEAN.COM

Specification sheets have been verified at the time of publication, all measurements, specifications and equipment are subject to change. For specific models and extended warranty (if applicable), visit your local authorized Isuzu dealer.